

ECO SERIES -INVERTER- POOL PUMP

ENERGY
EFFICIENT

UP TO
10x
MORE ENERGY
EFFICIENT**

UP TO
50%
QUIETER^

DC
BRUSHLESS
MOTOR

SOFT
START



Neptune
for swimming pools

By **Pool
Pro**

X-ECO



★★★★★★
6 STAR ENERGY RATING

INVERSilence Tech

SCAN FOR
MORE INFO



Neptune X-Eco Inverter Pool Pumps are engineered for optimal energy efficiency, featuring inverter technology and a DC brushless motor to ensure super-quiet operation.




INVERSilence[®] Tech

Inverter Technology



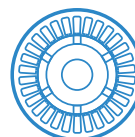
Adjust running capacity between 30~100%.

F.O.C



Field Oriented Control efficiently manages the torque and speed of the motor.

DC Brushless Motor



For super-quiet operation, higher efficiency and longer lifespan of the pump.

4 Timers For Daily Operation

With multi speed and multi timer function.


Soft Start Feature

Steadily increases power to maximise energy savings.

External Control

RS485 Modbus and Digital Input: Allows the pump to be operated by other equipment.

Up To 10x More Energy Efficient^{**}






Enhanced Pump Lid Design

Designed to easily open and close, making maintenance effortless.



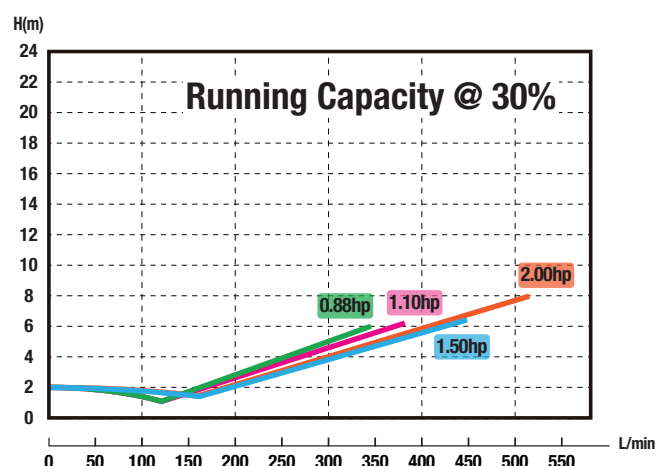
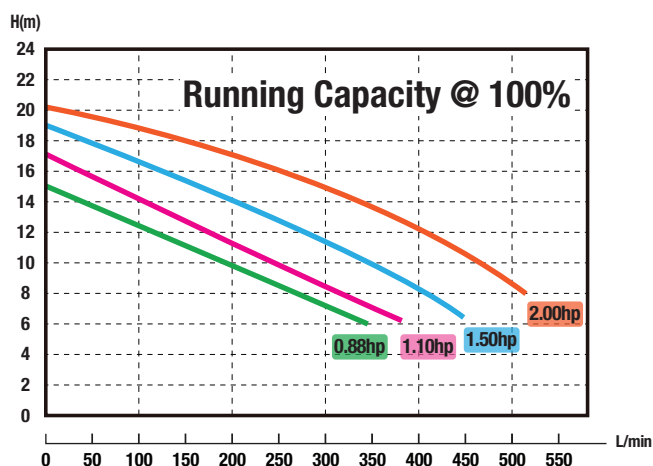
Smart & Simple Controller

Easily control and monitor the pump's operation.

-  Real-time power consumption reading.
-  Real-time running capacity reading.
-  One touch backwash.



Performance Curves



Up To 50% Quieter[^]

Quiet operation down to 36 dB.



Whisper

30 dB



Neptune X-Eco Pool Pump

36 dB



Washing Machine

60 dB



Single Speed Pool Pump

70 dB



Controller Flip Cover

A sleek, durable flip cover, providing both water and sun protection for the controller.



TECHNICAL INFORMATION / PERFORMANCE DATA

Model	Input Power (kW)	Input Power (hp)	Voltage (V/Hz)	Current (A)	Max Flow Rate (L/min)	Flow Rate @ 8m Head (L/min)	Flow Rate @ 10m Head (L/min)
NPE550	0.66	0.88	220-240 / 50/60	2.9	350	250	183
NPE750	0.80	1.10		3.6	383	317	242
NPE1500	1.10	1.50		5.0	450	417	333
NPE2000	1.50	2.00		6.5	517	500	467

PRODUCT INFORMATION

MOTOR

Type	Permanent Magnet Motor
Variable Speed	3000rpm Rated
IP Rating	IP55
Insulation Class	Class F
Voltage	220V-240V
Frequency	50Hz-60Hz

MATERIALS

Pump Body	PP (Polypropylene) + GF
Impeller	PPO (Polyphenylene Oxide) + GF
O-Ring	EPDM
Barrel Unions	PVC
Seal Stationary Face	SiC
Seal Rotating Face	Graphite
Seal Spring	316L

NOISE LEVELS

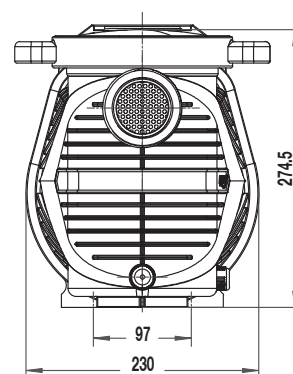
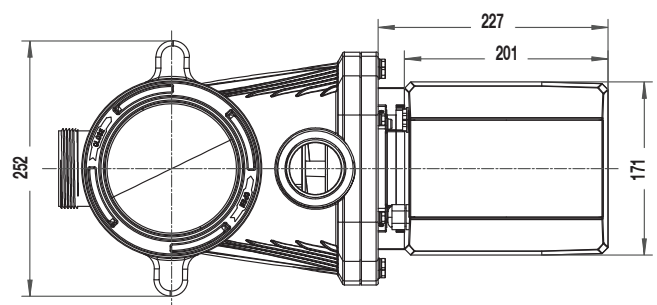
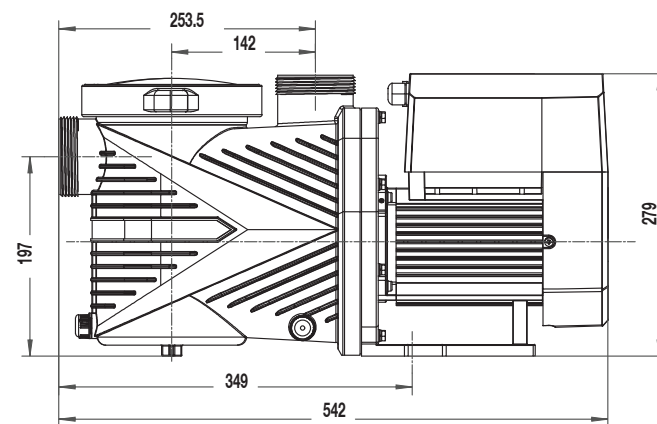
Model	30% Running Speed
NPE550	36.0 dB
NPE750	37.6 dB
NPE1500	38.3 dB
NPE2000	39.0 dB

Neptune X-Pro Full Inverter
Pool Pumps Also Available



www.neptunepumps.com.au

PRODUCT DIMENSIONS (mm)



AVAILABLE FROM YOUR LOCAL POOL PRO STOCKIST



**Compared to 1.5kW single speed pump running 16hr/day for 365 days on a 60,000L pool.

^Than regular single speed pumps. Model NPE550 (36 dB).

*Warranty: 3 years limited on all parts and labour. Conditions apply.

