

# Galaxy Single-Element Cartridge Filter

DELIVER OPTIMAL SPARKLING CLEAR WATER

For residential pool and spa




 **Emaux**  
water technology

Pool & Spa Equipment

# Product Features

## Deliver Optimal Sparkling Clear Water

Galaxy Single-Element Cartridge Filter is built with high-strength and UV-resistant material to prolong the product life. The compact and low height design is suitable for any pool especially with limited system setup space. The extensive dirt-catching capability of the filter element makes this filter highly efficient. A reliable choice for crystal clear water.



[Product Video](#)





## User friendly


- 4 x mounting holes
- Easy-grip lid handle
- Indicative pressure gauge tells you when to service
- Knee-height tank base facilitates easy cartridge replacement

## Trouble-free maintenance

- Locking ring with quick-release latch allows removing and installing the top tank quickly.
- Large water drain makes fast and easy winterisation.
- Simple cleaning and rinsing the filter element with a garden hose.

## Eco-Friendly

Big one-piece cartridge element provides a large filtration surface for trapping more dirt and debris. Less cleaning required, and unlike sand filters, needs no backwashing thus saving water and its precious chemicals.



## Product Information:

Pool Type	Code	Model with Standard Element	Code	Model with Anti-microbial Element	Filter Area		Flow Velocity		Max Flow Rate			In / Outlet Connections		A	B	C	D	E	F
					ft <sup>2</sup>	m <sup>2</sup>	gpm/ft <sup>2</sup>	m <sup>3</sup> /h/m <sup>2</sup>	gpm	lpm	m <sup>3</sup> /h	GB(mm)	ANSI	mm	mm	mm	mm	mm	mm
Residential	9140401	ICF100	9140409	ICF100S	100	9.29	1.0	2.443	100	379	22.7	GB50 1.5"/2"		825	444.5	588	304	335	91
												GB63 2"/2.5"							
	9140402	ICF150	9140410	ICF150S	150	13.94	0.8	1.955	120	454	27.2	GB50 1.5"/2"		910	444.5	588	304	335	91
												GB63 2"/2.5"							
	9140403	ICF200	9140411	ICF200S	200	18.58	0.6	1.466	120	454	27.2	GB50 1.5"/2"		1033	444.5	588	304	335	91
												GB63 2"/2.5"							
Public	9140401	ICF100	9140409	ICF100S	100	9.29	0.375	0.917	38	144	8.6	GB50 1.5"/2"		825	444.5	588	304	335	91
												GB63 2"/2.5"							
	9140402	ICF150	9140410	ICF150S	150	13.94	0.375	0.917	56	212	12.7	GB50 1.5"/2"		910	444.5	588	304	335	91
												GB63 2"/2.5"							
	9140403	ICF200	9140411	ICF200S	200	18.58	0.375	0.917	75	284	17	GB50 1.5"/2"		1033	444.5	588	304	335	91
												GB63 2"/2.5"							

### NOTE:

Based on Industry standard:

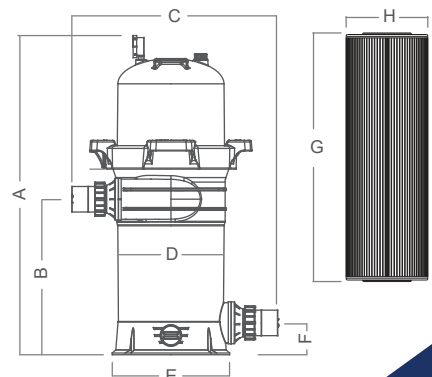
1. The maximum flow velocity for residential pools is 1 GPM/ft<sup>2</sup>, with a maximum flow rate of 120 GPM; For public pools, the maximum flow velocity is 0.375 GPM/ft<sup>2</sup>, with a maximum flow rate of 150 GPM.
2. Determined by pump size and piping system hydraulics; 2" piping is recommended for flow rates equal to or greater than 90 GPM (341 LPM).

## Cartridge Filter Element:

Code	Model (Standard)	Code	Model (Anti-microbial Element)	G mm	H mm	Micron µm	Fold Number
914100004	ICF100-CE	914100018	ICF100S-CE	497	Ø267	15	137
914100005	ICF150-CE	914100019	ICF150S-CE	590	Ø267	15	172
914100006	ICF200-CE	914100020	ICF200S-CE	717	Ø267	15	187

Galaxy Series Filter is equipped with :

1. universal standard of union connection
2. pressure gauge
3. cartridge filter element



## EMAUX WATER TECHNOLOGY CO., LTD

2/F, Lockhart Centre, No. 301-307 Lockhart Road,  
Wanchai, Hong Kong

PHONE +852 2832 9880

[www.emauxgroup.com](http://www.emauxgroup.com)

● **YOUR PREMIER SUPPLIER**

Available from:

ALL SPECIFICATIONS ARE SUBJECT TO CHANGE WITHOUT NOTICE.  
© 2022 EMAUX WATER TECHNOLOGY CO., LTD. ALL RIGHTS RESERVED.

[www.emauxgroup.com](http://www.emauxgroup.com)